

## WC7500

### Stainless Steel In-Floor Toilet (Detox)

- 1" NPT inlet connection
- 3" no-hub connection
- All units factory tested for proper operation

## Specifications

In-floor toilets function as flushing floor drains and are commonly used in detoxification cells, isolation cells, and similar areas where special protection of occupants is required to prevent injury. These units also facilitate washdown of the cell areas.

### Material

Fixture is fabricated entirely from heavy gauge Type 304 stainless steel with 3/8" bars.

## Construction

All welded construction with visible welds ground smooth to eliminate all accessible seams and voids.

Toilet has 1" NPT male inlet and requires 30 PSI for flushing. P-trap waste is stainless steel blowout type and will pass a 2-1/8" diameter ball. Trap is furnished with 3" no-hub connection. Model 7500 features flange for securing floor padding material, Model 7501 is less flange.

Toilet features eight round welded bars which are strong, safe, and easy to clean. Removable bar directly over waste outlet is secured with vandal-resistant screws. An integral sanitary sloping rim and bar spacing permit solids to be easily washed into receptor. Sanitary receptor has rounded corners. Water covers entire bottom area. Continuous flushing rim washes all four walls with a vigorous jet action flush which completely evacuates all solids.

### Flush Valve

Flush valve not included as standard equipment. Remote enclosures are available as an option.

### Finish

All exposed steel surfaces to have a beadblast finish (optional #4 satin polished finish).

## Sample Specification

In-floor, remote flushing detox toilet shall be Bradley model No. \_\_\_\_\_. Fixture shall be fabricated of heavy gauge Type 304 stainless steel with exposed surfaces polished to a bead blast finish. Integrally welded top grating to consist of 3/8" stainless steel bars. (One bar shall be removable for access to interior).



Model WC7500

## MODELS Must select one

Model No.	Configuration
<input type="checkbox"/> WC7500	With Flange
<input type="checkbox"/> WC7501	Less Flange

## STANDARD SELECTIONS

### Finish:

- ☐ BB      Bead Blast (Standard)

Dimensions are shown on Page 2.

Document No. 7135

This information is subject to change without formal notice.  
0203BLJV (2 Pages Total)

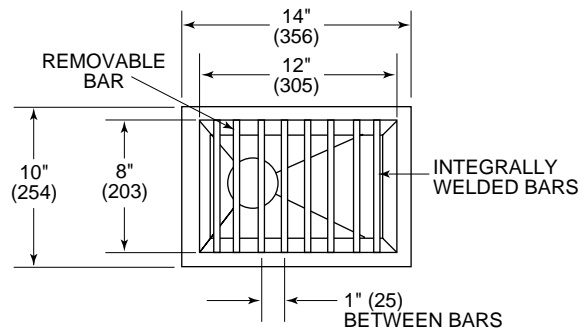


P.O. Box 309, Menomonee Falls, WI 53052-0309  
Phone 1-800-BRADLEY FAX 262-251-5817  
<http://www.bradleycorp.com>  
Technical Information Fax Service: 1-800-BRADFAX

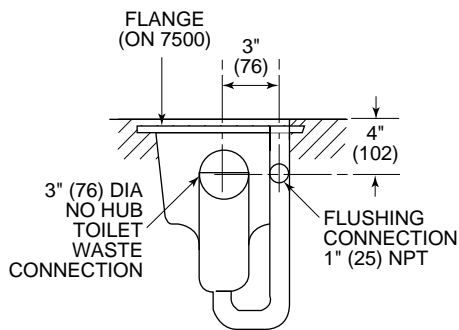
# WC7500

## Stainless Steel In-Floor Toilet (Detox)

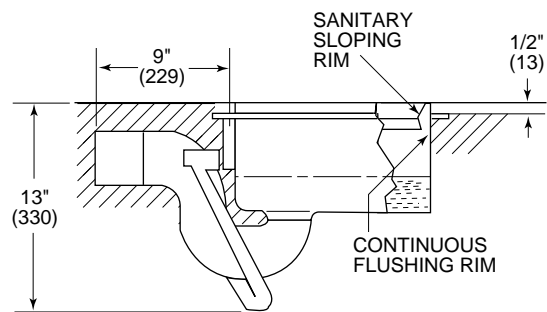
Dimensions shown in  
parentheses are millimeters.



**TOP VIEW**



**BACK VIEW**



**SIDE VIEW**

Document No. 7135

This information is subject to change without formal notice.  
0203BLJV (2 Pages Total)



P.O. Box 309, Menomonee Falls, WI 53052-0309  
Phone 1-800-BRADLEY FAX 262-251-5817  
<http://www.bradleycorp.com>  
Technical Information Fax Service: 1-800-BRADFAX